

























































Rank	BIB	Name	Country	YOB	Lap1	Lap2	Lap3	Lap4	Lap5	Time	Gap	Yellow Flag	Red Flag
1/30	115	BRUNI, Rachele	ITA	1990	24:07.64 24:08	48:31.86 24:25	1:12:21.12 23:50	1:36:20.22 24:00	1:59:58.01 23:38	1:59:58.01			
2/30	121	ANDERSON, Haley	USA	1991	24:06.04 24:07	48:29.77 24:24	1:12:20.09 23:51	1:36:28.74 24:09	2:00:09.81 23:42	2:00:09.81	+ 00:11		
3/30	106	HÄRLE, Isabelle	GER	1988	24:02.16 24:03	48:31.08 24:29	1:12:22.31 23:52	1:36:31.49 24:10	2:00:11.54 23:41	2:00:11.54	+ 00:13		
4/30	101	CUNHA, Ana Marcela	BRA	1992	24:03.47 24:04	48:28.50 24:26	1:12:21.81 23:54	1:36:30.92 24:10	2:00:11.62 23:41	2:00:11.62	+ 00:13		
5/30	111	OLASZ Anna	HUN	1993	24:11.59 24:12	48:34.13 24:23	1:12:21.91 23:48	1:36:31.85 24:10	2:00:13.27 23:42	2:00:13.27	+ 00:15		
6/30	102	OKIMOTO CINTRA, Poliana	BRA	1993	24:01.28 24:02	48:29.05 24:28	1:12:19.52 23:51	1:36:31.57 24:13	2:00:13.58 23:43	2:00:13.58	+ 00:15		
7/30	116	KIDA, Yumi	JPN	1985	24:05.24 24:06	48:31.34 24:27	1:12:25.72 23:55	1:36:27.99 24:03	2:00:14.07 23:47	2:00:14.07	+ 00:16		
8/30	112	RISZTOV Éva	HUN	1985	23:59.80 24:00	48:25.40 24:26	1:12:18.46 23:54	1:36:25.72 24:08	2:00:16.16 23:51	2:00:16.16	+ 00:18		
9/30	108	ZIHLER, Svenja	GER	1994	24:04.80 24:05	48:33.61 24:29	1:12:24.37 23:51	1:36:43.42 24:20	2:00:17.11 23:34	2:00:17.11	+ 00:19		
10/30	122	BRUNEMANN, Emily	USA	1986	24:08.09 24:09	48:37.09 24:29	1:12:25.55 23:49	1:36:46.92 24:22	2:00:53.14 24:07	2:00:53.14	+ 00:55		
11/30	123	FABIAN, Eva	USA	1993	24:01.41 24:02	48:35.62 24:35	1:12:27.68 23:53	1:36:33.42 24:06	2:01:00.42 24:28	2:01:00.42	+ 01:02		
12/30	117	ZACHOSZCZ, Joanna	POL	1993	24:03.91 24:04	48:33.80 24:30	1:12:24.53 23:51	1:36:34.17 24:10	2:01:07.89 24:34	2:01:07.89	+ 01:09		
13/30	125	Szilágyi Nikolett	HUN	1995	24:06.71 24:07	48:37.45 24:31	1:12:33.60 23:57	1:36:56.82 24:24	2:02:06.42 25:10	2:02:06.42	+ 02:08		
14/30	119	KULIK, Daria	RUS	1996	24:04.04 24:05	48:32.43 24:29	1:12:27.92 23:56	1:36:48.15 24:21	2:02:08.93 25:21	2:02:08.93	+ 02:10		
15/30	110	KISS Nikolett	HUN	1997	24:06.15 24:07	48:33.74 24:28	1:12:25.95 23:53	1:36:50.27 24:25	2:02:23.16 25:33	2:02:23.16	+ 02:25		
16/30	103	DUSABLON, Jade	CAN	1994	24:04.35 24:05	48:30.22 24:26	1:12:26.73 23:57	1:36:56.18 24:30	2:02:59.19 26:04	2:02:59.19	+ 03:01		
17/30	105	RYBAROVA, Silvie	CZE	1985	24:15.01 24:16	48:42.14 24:28	1:12:41.84 24:00	1:37:05.47 24:24	2:03:05.57 26:01	2:03:05.57	+ 03:07		
18/30	118	BURSKA, Justyna	POL	1995	24:06.98 24:07	48:36.65 24:30	1:12:28.26 23:52	1:36:58.32 24:31	2:03:50.09 26:52	2:03:50.09	+ 03:52		
19/30	124	ITURBE, Astrid	VEN	1997	24:08.29 24:09	48:35.19 24:27	1:12:31.28 23:57	1:37:03.15 24:32	2:03:59.09 26:56	2:03:59.09	+ 04:01		
20/30	127	Farkas Adél	HUN	1998	24:10.83 24:11	48:40.17 24:30	1:13:09.01 24:29	1:39:23.38 26:15	2:06:02.79 26:40	2:06:02.79	+ 06:04		
21/30	129	Sömenek Onon Kata	HUN	1997	24:14.28 24:15	48:42.03 24:28	1:13:12.02 24:30	1:39:21.27 26:10	2:06:05.89 26:45	2:06:05.89	+ 06:07		

Rank	BIB	Name	Country	YOB	Lap1	Lap2	Lap3	Lap4	Lap5	Time	Gap	Yellow Flag	Red Flag
22/30	104	VALDIVIA, Mahina		1996	24:09.80 24:10	48:36.35 24:27	1:12:45.27 24:09	1:39:24.00 26:39	2:06:19.72 26:56	2:06:19.72	+ 06:21		
23/30	128	Szalai Borbála		1998	24:09.30 24:10	48:41.71 24:33	1:14:15.73 25:35	1:41:12.48 26:57	2:09:15.58 28:04	2:09:15.58	+ 09:17		
24/30	107	SPIWOKS, Jeanette		1998	24:10.96 24:11	48:45.04 24:35	1:13:59.44 25:15	1:41:10.93 27:12	2:09:24.16 28:14	2:09:24.16	+ 09:26		
25/30	131	Juhász Adél		1998	24:11.67 24:12	48:38.24 24:27	1:13:48.39 25:11	1:43:09.26 29:21	2:13:14.23 30:05	2:13:14.23	+ 13:16		
26/30	113	LEMCOFF, Tali		1997	24:13.54 24:14	51:03.09 26:50	1:18:26.16 27:24	1:46:48.07 28:22	2:16:25.48 29:38	2:16:25.48	+ 16:27		
27/30	120	JECANSKI, Jelena		1999	24:40.44 24:41	52:00.56 27:21	1:19:30.15 27:30	1:47:57.07 28:27	2:16:54.45 28:58	2:16:54.45	+ 16:56		
28/30	114	MEIROV, Rotem		1998	24:42.97 24:43	52:02.86 27:20	1:19:34.15 27:32	1:48:02.41 28:29	2:17:12.13 29:10	2:17:12.13	+ 17:14		
DNF	126	Sibalin Flóra		1997	24:07.58 24:08	48:40.79 24:34	1:14:13.56 25:33	1:15:08.50 00:55		DNF			
DSQ	130	Székelyi Fruzsina		1998						DSQ			

Rank	BIB	Name	Country	YOB	Lap1	Lap2	Lap3	Lap4	Lap5	Time	Gap	Yellow Flag	Red Flag
1/47	29	RUFFINI, Simone		1989	22:13.78 22:14	44:23.00 22:10	1:06:30.22 22:08	1:28:45.75 22:16	1:50:25.04 21:40	1:50:25.04			
2/47	19	WASHBURGER, Andreas		1987	22:26.11 22:27	44:28.15 22:03	1:06:36.84 22:09	1:28:44.35 22:08	1:50:26.79 21:43	1:50:26.79	+ 00:01		
3/47	7	WEINBERGER, Richard		1990	22:23.68 22:24	44:30.11 22:07	1:06:37.63 22:08	1:28:50.50 22:13	1:50:27.17 21:37	1:50:27.17	+ 00:02		
4/47	44	RYAN, Sean		1992	22:19.16 22:20	44:27.40 22:09	1:06:38.85 22:12	1:28:41.86 22:04	1:50:28.37 21:47	1:50:28.37	+ 00:03		
5/47	22	RASOVSKY Kristóf		1997	21:54.49 21:55	44:14.67 22:21	1:06:34.97 22:21	1:28:49.00 22:15	1:50:35.36 21:47	1:50:35.36	+ 00:10		
6/47	17	MEISSNER, Sören		1990	22:30.33 22:31	44:33.70 22:04	1:06:50.14 22:17	1:28:44.33 21:55	1:50:40.07 21:56	1:50:40.07	+ 00:15		
7/47	43	PETERSON, Chip		1987	22:04.38 22:05	44:22.67 22:19	1:06:33.89 22:12	1:28:46.46 22:13	1:50:41.62 21:56	1:50:41.62	+ 00:16		
8/47	3	VILLARINHO, Diogo		1994	22:24.91 22:25	44:26.69 22:02	1:06:43.19 22:17	1:28:54.29 22:12	1:50:44.21 21:50	1:50:44.21	+ 00:19		
9/47	30	VENELLI, Federico		1991	22:06.28 22:07	44:19.44 22:14	1:06:31.50 22:13	1:28:47.59 22:17	1:50:44.40 21:57	1:50:44.40	+ 00:19		
10/47	12	ENDERICA OCHOA, Ivan		1991	22:32.33 22:33	44:33.64 22:02	1:06:45.55 22:12	1:28:56.01 22:11	1:50:46.86 21:51	1:50:46.86	+ 00:21		
11/47	14	CATTIN-VIDAL, Damien		1988	22:28.19 22:29	44:25.29 21:58	1:06:43.82 22:19	1:28:50.25 22:07	1:50:47.15 21:57	1:50:47.15	+ 00:22		
12/47	18	REICHERT, Christian		1985	22:34.24 22:35	44:40.80 22:07	1:06:47.76 22:07	1:28:50.27 22:03	1:50:48.21 21:58	1:50:48.21	+ 00:23		
13/47	42	HERON, David		1995	22:14.39 22:15	44:19.90 22:06	1:06:41.29 22:22	1:28:48.54 22:08	1:50:48.42 22:00	1:50:48.42	+ 00:23		
14/47	24	SZÉKELYI Dániel		1995	22:08.36 22:09	44:20.80 22:13	1:06:34.93 22:15	1:28:54.10 22:20	1:50:48.52 21:55	1:50:48.52	+ 00:23		
15/47	15	BARTELS, Moritz		1998	22:15.86 22:16	44:27.21 22:12	1:06:47.26 22:21	1:28:56.18 22:09	1:50:50.73 21:55	1:50:50.73	+ 00:25		
16/47	4	DO CARMO, Allan		1989	22:22.00 22:22	44:28.54 22:07	1:06:39.79 22:12	1:28:54.84 22:16	1:50:50.79 21:56	1:50:50.79	+ 00:25		
17/47	31	FURRAN, Matteo		1989	22:23.85 22:24	44:25.42 22:02	1:06:33.67 22:09	1:28:47.54 22:14	1:50:51.00 22:04	1:50:51.00	+ 00:26		
18/47	23	RÁKOS Patrik		1992	22:07.42 22:08	44:24.34 22:17	1:06:32.24 22:08	1:28:45.81 22:14	1:50:52.13 22:07	1:50:52.13	+ 00:27		
19/47	35	POP ACEV, Evgenij		1988	22:21.21 22:22	44:29.32 22:09	1:06:46.33 22:18	1:28:56.80 22:11	1:51:01.44 22:05	1:51:01.44	+ 00:36		
20/47	37	URBANIAK, Jan		1995	22:03.20 22:04	44:18.33 22:16	1:06:42.09 22:24	1:28:59.56 22:18	1:51:20.44 22:21	1:51:20.44	+ 00:55		
21/47	16	KOBER, Daniel		1997	22:10.41 22:11	44:25.52 22:16	1:06:44.12 22:19	1:28:56.79 22:13	1:51:21.36 22:25	1:51:21.36	+ 00:56		

Rank	BIB	Name	Country	YOB	Lap1	Lap2	Lap3	Lap4	Lap5	Time	Gap	Yellow Flag	Red Flag
22/47	34	KHUDYAKOV, Vitaliy		1994	22:09.12 22:10	44:22.29 22:14	1:06:39.73 22:18	1:28:52.34 22:13	1:51:21.90 22:30	1:51:21.90	+ 00:56		
23/47	25	SAFRA, Yuval		1993	22:24.83 22:25	44:27.51 22:03	1:06:38.56 22:12	1:28:52.04 22:14	1:51:37.98 22:46	1:51:37.98	+ 01:12		
24/47	5	MASSE-SEVARD, Nicolas		1995	22:16.84 22:17	44:28.48 22:12	1:06:44.10 22:16	1:28:59.20 22:16	1:52:02.42 23:04	1:52:02.42	+ 01:37		
25/47	36	PHILLIP, Ryan		1990	22:26.98 22:27	44:24.79 21:58	1:06:50.92 22:27	1:29:01.19 22:11	1:52:07.02 23:06	1:52:07.02	+ 01:42		
26/47	8	DESHARNAIS, Xavier		1990	22:36.12 22:37	44:36.98 22:01	1:06:52.47 22:16	1:29:01.20 22:09	1:52:07.13 23:06	1:52:07.13	+ 01:42		
27/47	26	RESMAN, Shahar		1991	22:22.73 22:23	44:36.69 22:14	1:06:50.32 22:14	1:29:04.46 22:15	1:52:11.73 23:08	1:52:11.73	+ 01:46		
28/47	2	MATTELAER, Mathieu		1991	22:15.08 22:16	44:21.73 22:07	1:06:28.67 22:07	1:28:58.30 22:30	1:52:12.62 23:15	1:52:12.62	+ 01:47		
29/47	10	KOZUBEK, Matej		1996	22:17.02 22:18	44:24.80 22:08	1:06:45.25 22:21	1:29:00.93 22:16	1:52:21.02 23:21	1:52:21.02	+ 01:56		
30/47	21	NOVOSZÁTH Tamás		1997	22:32.43 22:33	44:35.50 22:04	1:06:43.49 22:08	1:28:59.24 22:16	1:52:25.41 23:27	1:52:25.41	+ 02:00		
31/47	27	RODITI, Matan		1998	22:12.09 22:13	44:23.72 22:12	1:06:46.51 22:23	1:29:00.39 22:14	1:52:25.67 23:26	1:52:25.67	+ 02:00		
32/47	13	BRANTU, Benjamin		1995	22:31.11 22:32	44:37.13 22:07	1:06:55.45 22:19	1:29:03.77 22:09	1:52:33.58 23:30	1:52:33.58	+ 02:08		
33/47	6	GUERTIN, Philippe		1991	22:18.67 22:19	44:29.74 22:12	1:06:50.81 22:22	1:29:01.96 22:12	1:52:39.56 23:38	1:52:39.56	+ 02:14		
34/47	45	Orosz Ádám		1996	22:21.03 22:22	44:33.28 22:13	1:06:54.59 22:22	1:29:40.83 22:47	1:53:36.51 23:56	1:53:36.51	+ 03:11		
35/47	46	Drigán Zoltán		1998	22:00.79 22:01	44:17.15 22:17	1:06:37.23 22:21	1:29:45.42 23:09	1:53:36.89 23:52	1:53:36.89	+ 03:11		
36/47	1	BILLIAU, Davy		1992	22:23.19 22:24	44:32.12 22:09	1:06:47.75 22:16	1:29:33.13 22:46	1:53:45.80 24:13	1:53:45.80	+ 03:20		
37/47	32	HIRAI, Yasunari		1990	22:33.35 22:34	44:30.96 21:58	1:06:42.49 22:12	1:29:59.81 23:18	1:53:46.05 23:47	1:53:46.05	+ 03:21		
38/47	9	INGEDULD, Vít		1994	22:30.72 22:31	44:36.08 22:06	1:06:52.49 22:17	1:29:23.46 22:31	1:53:49.47 24:27	1:53:49.47	+ 03:24		
39/47	33	MIYAMOTO, Yohsuke		1990	21:57.85 21:58	44:16.19 22:19	1:06:49.41 22:34	1:29:58.28 23:09	1:54:14.11 24:16	1:54:14.11	+ 03:49		
40/47	39	FARKAS, Tamas		1995	22:18.74 22:19	44:44.13 22:26	1:07:05.30 22:22	1:30:26.88 23:22	1:55:37.51 25:11	1:55:37.51	+ 05:12		
41/47	47	Seres Edwin		1995	22:17.82 22:18	44:33.75 22:16	1:06:56.41 22:23	1:30:22.96 23:27	1:55:52.67 25:30	1:55:52.67	+ 05:27		
42/47	38	KUBKOWSKI, Bartosz		1995	22:15.13 22:16	44:29.98 22:15	1:06:49.00 22:20	1:30:24.71 23:36	1:56:08.60 25:44	1:56:08.60	+ 05:43		

Rank	BIB	Name	Country	YOB	Lap1	Lap2	Lap3	Lap4	Lap5	Time	Gap	Yellow Flag	Red Flag
43/47	28	LERNER, Alon	 ISR	1997	22:19.81 22:20	44:43.30 22:24	1:10:10.18 25:27	1:37:17.19 27:08	2:06:00.95 28:44	2:06:00.95	+ 15:35		
44/47	48	Zachár Dániel	 HUN	1998	22:36.52 22:37	46:45.22 24:09	1:12:39.57 25:55	1:38:30.70 25:52	2:06:57.78 28:28	2:06:57.78	+ 16:32		
45/47	40	BALZAM, Bence	 SRB	1999	23:10.92 23:11	48:37.78 25:27	1:14:28.07 25:51	1:40:57.11 26:30	2:07:22.57 26:26	2:07:22.57	+ 16:57		
46/47	41	PAVUK, Marek	 SVK	1999	23:30.86 23:31	49:03.85 25:33	1:15:08.30 26:05	1:41:47.57 26:40	2:10:06.92 28:20	2:10:06.92	+ 19:41		
DNF	11	TOBIAS, Jakub	 CZE	1995	22:38.88 22:39	46:03.32 23:25	1:11:32.44 25:30	1:37:54.53 26:23		DNF			